



TRAFFIC SAFETY SUPPLY COMPANY

Your Traffic Sign & Supplies Resource Since 1956

ALUMINUM PEDESTAL POST & BASE SYSTEM

The Pedestal Posts and Base Systems are perfect for mounting your Intelligent Sign Systems such as our School Crossing System.



THDW-450 SIGN MOUNTING BRACKET
#16500820



THDW-455 DOUBLE SIDED MOUNTING BRACKET
#16500825



POST CAP
#12603050



LOCKING COLLAR
#12603180




J-BOLT REBAR CAGE
#12603175



PEDESTAL BREAKAWAY BASE SYSTEM

Cast aluminum pedestal mounts on to a concrete base attached by four internal anchor bolts embedded in the base. The pedestal has a large 8.5" square hand hole cover allowing access to the interior of the base for ease of cable splicing and anchor bolt attachment.



Pedestal Anchor System includes Pedestal Base, 18" J-bolts (4), washers (8), nuts (8), and aluminum template for J-bolt placement.

#26100

Pedestal Base Cage System includes: Pedestal Base, Rebar Cage w/ attached 18" J-bolts (4), washers (8), nuts (8).

#26105



PEDESTAL PIPE POST

4.5" O.D. pedestal pole provides years of rust-free service. Available in various lengths depending on your needs. Supplied with one end threaded for easy installation into pedestal base.

ALUMINUM POST SPECIFICATIONS:

Material: 6061 T6 Aluminum
Wall thickness: .237
Schedule: 40
Weight: 3.73 lbs/ft

Length	Part#
8'	#12605010
12'	#12605020
14'	#12605025
16'	#12605030
18'	#12605040

STEEL POST SPECIFICATIONS:

Material: Galvanized Steel
Wall thickness: .24
Schedule: 40
Weight: 10.79 lbs/ft

Length	Part#
8'	#12605050
12'	#12605055
14'	#12605060
16'	#12605065
18'	#12605070

PORTLAND BREAKAWAY ANCHOR SYSTEM

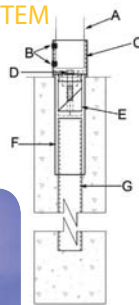
For use with 2-3/8" OD Schedule 40 pipe posts.

IN-GROUND INSTALLATION

- 2-3/8" Schedule 40 Pipe Post
- Set Screws
- Coupler
- Thru Bolt
- Coupler Wedge
- 8" Adaptor
- Anchor

In-ground installation assembly kit includes:
Coupler w/ Coupler Wedge, (2) Set Screws, Seal Washer, Adaptor, Thru Bolt w/ washer, Steel Anchor.

#26600

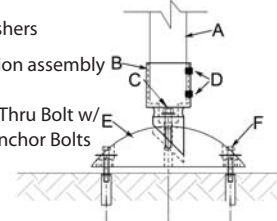


SURFACE MOUNTED INSTALLATION

- 2-3/8" Schedule 40 Pipe Post
- Coupler
- Thru Bolt
- Set Screws
- 10" Dome
- Anchor Bolts w/ washers

Surface mount installation assembly kit includes:
Coupler, (2) Set Screws, Thru Bolt w/ washer, 10" Dome, (4) Anchor Bolts w/ washers.

#26650



POZ-LOC SLIP-BASE SYSTEM

POZ-LOC SLIP-BASE SYSTEM

The breakaway characteristic of the Slip-Base system allows for reuse of most of the sign post components. The easy installation and ability to reuse saves time and money. The single Slip-Base stub is used with a 2 7/8" Schedule 10 or Schedule 80 post. This reduces inventory and provides flexibility in the field to meet wind and load requirements. Different sign support brackets are also available, increasing the versatility of this product.



- Ground Stub 3" Schedule 40 pipe, 36" Hot Dip Galvanized with triangular plate welded to it
- Retainer nuts and bolts
- Galvanized steel bolt retainer plate
- Zinc plated steel split locking collar
- Galvanized ductile iron slipbase casting
- 2-1/2" NPS traffic post in 2 wall thicknesses: Schedule 10 or 80

- "T" Sign Support Bracket #14400300
"U" Sign Support Bracket #14400350

- Complete Set:
2-7/8" Slip base with 16' Sch 80 post #14400100
2-7/8" Slip base with 12' Sch 80 post #14400200

