

















TRAFFIC SAFETY SUPPLY COMPANY






Your Traffic Sign & Supplies Resource Since 1956








WARNING SIGNS










 EMERGENCY SIGNAL AHEAD						
W11-12P 36"x30"	W11-14 24"x24" 30"x30" 36"x36" 48"x48"	W11-15 18"x18" 24"x24" 30"x30" 36"x36" 48"x48"	W11-15a 24"x24" 30"x30" 36"x36" 48"x48"	W11-15P 24"x18" 30"x24" 36"x30"	W11-16 24"x24" 30"x30" 36"x36" 48"x48"	W11-17 24"x24" 30"x30" 36"x36" 48"x48"








						
W11-18 24"x24" 30"x30" 36"x36" 48"x48"	W11-19 24"x24" 30"x30" 36"x36" 48"x48"	W11-20 24"x24" 30"x30" 36"x36" 48"x48"	W11-21 24"x24" 30"x30" 36"x36" 48"x48"	W11-22 24"x24" 30"x30" 36"x36" 48"x48"	W12-1 30"x30" 36"x36"	W12-2 30"x30" 36"x36" 48"x48"

					
W12-2a 78"x24"	W13-1P 18"x18" 24"x24" 30"x30"	W13-2 24"x30" 36"x48" 48"x60"	W13-3 24"x30" 36"x48" 48"x60"	W13-6 24"x42" 36"x60" 48"x84"	W13-7 24"x42" 36"x60" 48"x84"

						
W14-1 24"x24" 30"x30" 36"x36" 48"x48"	W14-2 24"x24" 30"x30" 36"x36" 48"x48"	W14-1aL 24"x6" 36"x8"	W14-1aR 24"x6" 36"x8"	W14-2aL 24"x6" 36"x8"	W14-2aR 24"x6" 36"x8"	W14-3 40"x40"x30" 48"x48"x36" 64"x64"x48"

						
W15-1 24"x24" 30"x30" 36"x36" 48"x48"	OW15-6 30"x30" 36"x36"	OW15-15 60"x36"	W16-1P 18"x24" 24"x30"	W16-2P 24"x18" 30"x24"	W16-2aP 24"x12" 30"x18"	W16-3P 30"x24"

						
W16-3aP 30"x12"	W16-4P 30"x24"	W16-5PL 24"x18"	W16-5PR 24"x18"	W16-6PL 24"x18"	W16-6PR 24"x18"	W16-7PL 24"x12" 30"x18"

						
W16-7PR 24"x12" 30"x18"	W16-8P Varies x8"	W16-8aP Varies x15"	W16-9P 24"x12" 30"x18" 36"x24" 48"x36"	W16-10P 24"x12" 36"x18" 48"x24"	W16-10aP 24"x18" 36"x30" 48"x36"	W16-11P 24"x12" 30"x18"

						
W16-12P 24"x18"	W16-13P 24"x18"	W16-15P 24"x12"	W16-17P 24"x12"	W16-18P 24"x12"	W17-1 24"x24" 30"x30" 36"x36" 48"x48"	W19-3 48"x48"

FREEWAY ENDS 1 MILE

W19-1
144"x48"

EXPRESSWAY ENDS

W19-4
48"x48"

ALL TRAFFIC MUST EXIT

W19-5
90"x48"

NEW TRAFFIC PATTERN AHEAD

W23-2
36"x36"

ONCOMING TRAFFIC HAS EXTENDED GREEN

W25-1
24"x30"

ONCOMING TRAFFIC MAY HAVE EXTENDED GREEN

W25-2
24"x30"

EXPRESSWAY ENDS 1 MILE

W19-2
144"x48"

OVERSIZE LOAD

OW15-16
60"x10"
84"x18"

OVERSIZE LOAD

"OVERSIZE LOAD"
Banner with grommets
96"x18"